




*Your Gateway to  
Advanced Technology  
and  
Unmatched Performance*





# INDEX

Washing Machine..... 2 - 6

IRON ..... 7

LED TV ..... 8 - 13

COOLER ..... 14 - 24

Smart People  
loves  
**SMART**  
**APPLIANCES**  
for their home



## **Techcon Building Trust Through Innovation, Quality, and Reliability**

## **The Techcon Promise : Consistency, Reliability, and Customer- Focused Service**

At Techcon, trust is not just a word but the foundation on which we've built our brand. Since our inception in 2019, we've consistently focused on delivering high-quality, reliable, and affordable home appliances that enhance the everyday lives of our customers. As a fast-growing brand with a retail network spanning over 800 outlets, Techcon is becoming a household name for those seeking durable and efficient home appliances. Our unwavering dedication to quality and customer satisfaction drives every aspect of our business, ensuring that each product we deliver meets the high standards that our customers expect.

Techcon's success is rooted in a simple yet powerful belief: trust is earned through consistency and reliability. Every product we create reflects our deep commitment to making life easier for our customers by offering appliances that not only perform but are built to last. From the moment a customer purchases one of our products, they can rest assured that they've made an investment in both quality and longevity. We understand that customers rely on their home appliances daily, and any disruption can cause inconvenience. That's why we've made it our mission to design and manufacture appliances that are dependable, ensuring they work efficiently day in and day out. Whether it's the smooth functionality of our washing machines or the crystal-clear picture quality of our LED TVs, every Techcon appliance is a testament to the reliability we promise our customers. Our customer-first approach extends beyond just delivering quality products. At Techcon, we pride ourselves on offering a level of service that sets us apart from our competitors. Our dedicated customer support team is always available to assist with any inquiries or issues that may arise. We are committed to ensuring 100% customer satisfaction, not just with the products we sell, but also with the service we provide. It's this commitment to a seamless customer experience that helps us build lasting relationships with those who choose Techcon.





## Angle & Scrub Pulsator

Helps to agitate the water and clothes during the wash cycle, enhancing washing performance and makes your cloths last longer than usual.

### Washing range

Capacity	7kg - 14kg
Washing features	Advance Technology, Robust Drum, Angle Pulsator
Convenience features	Filter, Eco clean, glass cover



Elegant glass made top cover that looks beautiful and transparent to the inner part of machines



Techcon washing machines are designed to deliver exceptional efficiency, ensuring your laundry is clean with minimal effort.



# Strudy and Strong

Techcon Washing are both sturdy and strong, with advance technology with robust material, hard plastic makes this machine strong and rust free to make machine life longer.



Special Pulsator



Collar Scrubber



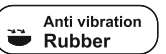
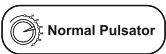
Auto Restart

## Semi Automatic

Capacity	7 Kg-14 KG
wash program	Gentle/ normal/ strong
Washing features	Buzzer Wheel
Convenience features	Smart Check, Quick Wash, Bubble Soak

**10 YEARS WARRANTY ON WASH MOTOR**  
**2 YEARS COMPREHENSIVE WARRANTY ON PRODUCT**

T&C apply\*



## Functions and Capacity

The multiple wash programs cater to different fabric types, ensuring gentle care for delicate items and tough cleaning for heavily soiled clothes. Techcon's washing machines also feature fast drying options, reducing overall laundry time. Every wash is optimized for high performance, making laundry simpler and more efficient for your home.

Energy Efficient

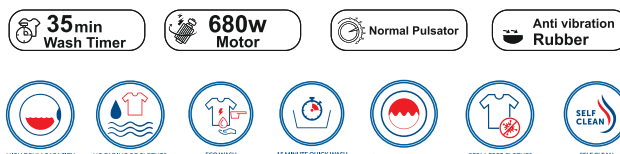
Techcon washing machines are designed to deliver exceptional efficiency, ensuring your laundry is cleanwith minimal effort.



## Techcon T1451 FGB

Model	T 1451 FGB
Capacity(wash)	14 Kg
Wash Program	Delicate/ Gentle/Normal/ Heavy
Buzzer/Wheel	yes
voltage/Frequency	230v/50Hz
Spin Motor Watt	250 w

Suitable for Large Families  
& Commercial Use



## Techcon WM 1351 FGB

Model	1351 FGB
Capacity(wash)	13.5 Kg
Wash Program	Delicate/ Gentle/Normal/ Heavy
Buzzer/Wheel	yes
voltage/Frequency	230v/50Hz
Spin Moter Watt	250 w



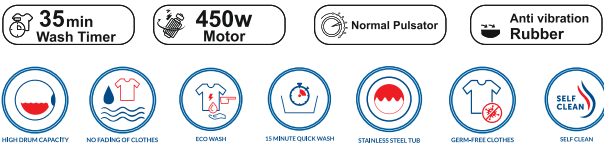
Suitable for Large Families  
& Commercial Use





## Techcon WM 1051 FG

Model	T 1051 FG
Capacity(wash)	10.5 Kg
Wash Program	Gentle/Normal/ Heavy
Buzzer/Wheel	yes
voltage/Frequency	230v/50Hz
Spin Moter Watt	200 w

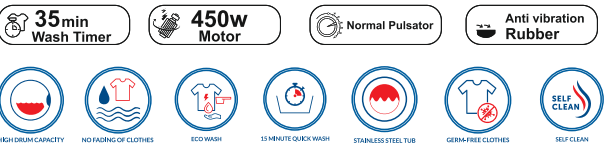


Suitable for  
Large Families

## Techcon WM 9542 FGB / 9541 FGG



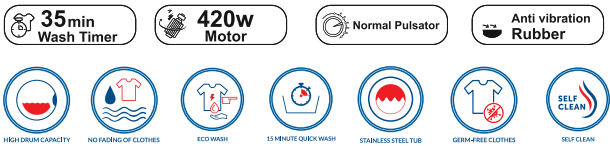
Model	9542 FGB / 9541 FGG
Capacity(wash)	9.5 Kg
Wash Program	Gentle/Normal/ Drain
Buzzer/Wheel	yes
voltage/Frequency	230v/50Hz
Spin Moter Watt	200 w



Suitable for  
Medium &  
Large Families

## Techcon WM T9042FGW / T9043 FG BLACK

Model	9042 FGB / 9043 FGB Black
Capacity(wash)	9 Kg
Wash Program	Gentle/Normal/ Strong
Buzzer/Wheel	yes
voltage/Frequency	230v/50Hz
Spin Moter Watt	180 w



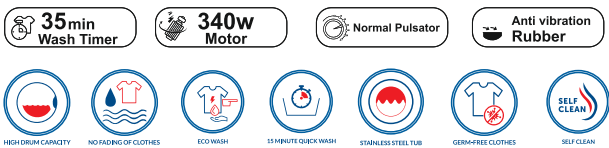
Suitable for  
Medium &  
Large Families

## Techcon WM T8041 FG



Model	T8041 FG
Capacity(wash)	8 Kg
Wash Program	Gentle/Normal/ Drain
Buzzer/Wheel	yes
voltage/Frequency	230v/50Hz
Spin Moter Watt	200 w

Suitable For  
Medium Families



## Techcon WM T7541 FG

Model	T7541 FG
Capacity(wash)	7.5 Kg
Wash Program	Gentle/Normal/ Drain
Buzzer/Wheel	yes
voltage/Frequency	230v/50Hz
Spin Moter Watt	200 w



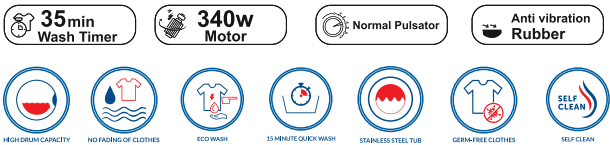
Suitable For Small &  
Medium Families

## Techcon WM 7021 TP / 7020 OP



Model	T 7021 TP
Capacity(wash)	7 Kg
Wash Program	Gentle/Normal/ Drain
Buzzer/Wheel	yes
voltage/Frequency	230v/50Hz
Spin Moter Watt	180 w

Suitable For  
Small Families





## Easy Iron

### MAKE YOUR CLOTHS NEW

Experience the power of effortless ironing with a premium dry iron designed for simplicity and efficiency. With its sleek design, ergonomic grip, and advanced heat technology, this iron glides smoothly over fabrics, removing wrinkles with ease. Perfect for everyday use, the EasyIron is lightweight, easy to maneuver and stores conveniently. Say goodbye to ironing hassles and hello to crisp, smooth clothes with the EasyIron by TechCon.

**1 YEAR WARRANTY**

*T&C apply\**

**No.1**  
High Quality  
Designed



**Adjustable  
Swivel Cord**



**Cool Touch  
Handle**



**Easy Temperature  
Setting**

Adjustable  
Thermostatic  
Control



Nonstick Coated  
Sole Plate

Auto off Pilot  
Light



Thermal  
Safety Fuse

Smooth  
Gliding



Wrinkle Free  
Cloths



**Electric Dry Iron  
750 watt**



## Viewing Experience

Our LED TVs are crafted to enhance your viewing experience, whether it's for cozy homes, large families, or commercial spaces



**2 YEARS**  
**COMPREHENSIVE WARRANTY ON PRODUCT**



Web OS TV



Google TV



Android TV



Smart TV

*T&C apply\**





# Web OS LED TV

WebOS is a smart TV operating system known for its intuitive interface and smooth navigation. It provides seamless access to streaming apps, personalized recommendations, and advanced features for an enhanced viewing experience.



32 Inch	43 Inch	50 Inch	55 Inch	65 Inch	75 Inch	85 Inch
T322G10 WHD	T432G20 WHD	T502G40 W4K	T552G40 W4K	T652G40 W4K	T752G40 W4K	T852G40 W4K

### Features & Supported Apps

### Sleek Design

sleek, modern design adds sophistication to any room, and the durable construction ensures lasting performance. watching movies, sports, or presentations, our LED TVs deliver exceptional picture quality, reliability, and style making them the perfect choice for all settings.

Remote With Voice Assist control  
One Click Amazon Prime Video|Netflix|Apps Button  
Remote | With Voice Assistant| With Scroll

## Google Smart LED TV

Google TV operating system enhances your viewing experience by seamlessly integrating streaming apps, live TV, and personalized recommendations on one platform. With voice control via Google Assistant and Chromecast support, it offers convenience and smarter entertainment. Elevate your TV moments with intuitive features designed for modern lifestyles.



32 Inch	43 Inch	50 Inch	55 Inch	65 Inch	75 Inch	85 Inch
T322G10 GHD	T432G20 GHD	T502G40 G4K	T552G40 G4K	T652G40 G4K	T752G40 G4K	T852G40 G4K



### Features & Supported Apps



1200+ Apps  
Supported Apps: Prime Video | Netflix | Disney+ Hotstar  
Web Browser| YouTube | 12000+ apps from App Store



# android TV

Android 11 | Supported Apps: Prime Video | Netflix | 12000+ apps from App Store | Remote | DTH Set -12000+ apps from App Store | Remote | DTH Set- Top Box Integration to switch between DTH TV Channels and OTT apps from home screen | Display Mirroring -Miracast



32 Inch	43 Inch	50 Inch	55 Inch
T32	T432G124KBTVR	T502G40A4K	T552G40A4K

With VR

2 WAY BLUETOOTH

MEMORY 2:16 GB

Features & Supported Apps

android 11

IPS

Bezelless Design

DOLBY SOUND

4K RESOLUTION +

SCREEN MIRRORING

Google Assistant

Google Play

YouTube

NETFLIX

prime video

Disney+ hotstar

WEB BROWSER

HDMI X 2 USB X 2

USB To USB Data Transfer

Harddrive Enable

APPLE CONNECTOR

4K UHD

Remote With Voice Assist control  
One Click Amazon Prime Video|Netflix|Apps Button  
Remote | With Voice Assistant| With Scroll

## Techcon T322G10 / T432G10



**MEMORY 1:8GB**

WEB BROWSER

HDMI X 2  
USB X 2

USB To USB  
Data Transfer

Harddrive  
Enable

APPLE CONNECTOR

2KQHD

Features & Supported Apps

android 11

IPS

Bezelless  
Design

DOLBY SOUND

SCREEN  
MIRRORING

Google Play

YouTube

NETFLIX

prime video

Disney+ hotstar

## Techcon T32G10 VC / Techcon T43G10 VC



**With VR**

**MEMORY 1:8GB**

WEB BROWSER

HDMI X 2  
USB X 2

USB To USB  
Data Transfer

Harddrive  
Enable

APPLE CONNECTOR

2KQHD

Features & Supported Apps

android 11

IPS

Bezelless  
Design

DOLBY SOUND

SCREEN  
MIRRORING

Google Assistant

Google Play

YouTube

NETFLIX

prime video

Disney+ hotstar

## Techcon T322G10 BTVC



**With VR**

**MEMORY 1:8GB**

2 WAY  
BLUETOOTH

WEB BROWSER

HDMI X 2  
USB X 2

USB To USB  
Data Transfer

Harddrive  
Enable

APPLE CONNECTOR

2KQHD

Features & Supported Apps

android 11

IPS

Bezelless  
Design

DOLBY SOUND

4 K  
RESOLUTION +

SCREEN  
MIRRORING

Google Assistant

Google Play

YouTube

NETFLIX

prime video

Disney+ hotstar



Techcon T32G5B VC / Techcon T43G5B VC



With VR

MEMORY 512MB : 4GB

WEB BROWSER

HDMI X 2  
USB X 2

USB To USB  
Data Transfer

Harddrive  
Enable

APPLE CONNECTOR

Features & Supported Apps

android 11

IPS

Bezelless Design

DOLBY SOUND

SCREEN MIRRORING

Google Play


YouTube

NETFLIX

prime video

Disney+ hotstar

Techcon T322G5B / T432G5B



MEMORY 512MB : 4GB

WEB BROWSER

HDMI X 2  
USB X 2

USB To USB  
Data Transfer

Harddrive  
Enable

APPLE CONNECTOR

Features & Supported Apps

android 11

IPS

Bezelless Design

DOLBY SOUND

SCREEN MIRRORING

Google Play

YouTube

NETFLIX

prime video

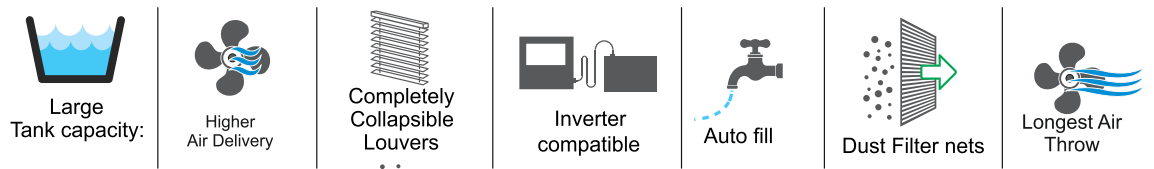
Disney+ hotstar

Feel the chill...

## Elegant Design

Sleek, modern design complements any space, while the durable build ensures long-lasting reliability. whether you're looking for personal comfort or heavy-duty cooling, our coolers provide the perfect blend of quality, efficiency, and style for every environment.

## ROBUST WEATHER RESISTANT BODY FOR LONG LIFE



### COMMERCIAL SERIES



## Performance

Our Coolers are designed to cater to every cooling need, whether it's for small homes, large families, or industrial use. With energy-efficient technology, they deliver powerful performance while minimizing electricity consumption



# Feel the chill...

## Best in the Segment

Completely Collapsible Louvers , Longest Air Throw with Aerofan Technology to reach every corner. New Reverse Motor Technology to enhanced Durability and efficiency



Movable



Work on Inverter



Wide Angle Air Flow



Efficient surround cooling



Delivers fresh filtered cool air



Water Level Indicator



Ice Chamber



Low noise level



Energy Efficient

### ABS SERIES



### METAL SERIES



3-side honeycomb cooling pads for superior cooling



Robust weather resistant body for long life



Powerful air throw for faster cooling

## Commercial Premium Series



### Toofan XXL 110, 130, 150, 170 DG / LG

Model	Tank Capacity	Product Dimension (cm)	Fan blade size
Toofan XXL 110 - DG / LG	110 L	34x25.5x53	20"
Toofan XXL 130 - DG / LG	130 L	33x25x55	20"
Toofan XXL 150 - DG / LG	150 L	35x25.5x54.5	22"
Toofan XXL 170 - DG / LG	170 L	33x25x59	22"

Motor Type	Bearing	Pump	1
Fan blade type	Metal	Auto Swing	Yes
Extra Feature	130 feet long air throw, CU, Strong Body		

COLOR OPTION    
Dark Grey Light Grey

### Techcon Toofan Ice Chill 160

Model	Tank Capacity	Product Dimension (cm)	Fan blade size
Toofan Ice chill 160	160 L	31x22x54	22"

Motor Type	Bearing	Pump	1
Fan blade type	Metal	Auto Swing	Yes
Extra Feature	150 feet long air throw, 3 side Honeycomb, Ice Chamber		

COLOR OPTION   
Dark Grey



### Techcon Toofan Ice Chill 170

Model	Tank Capacity	Product Dimension (cm)	Fan blade size
Toofan Ice chill 170	170 L	29x20.5x52	22"

Motor Type	Bearing	Pump	1
Fan blade type	Metal	Auto Swing	Yes
Extra Feature	150 feet long air throw, 3 side Honeycomb, Ice Chamber		

COLOR OPTION    
Brown & White Blue & White

Feel the chill...



Movable



Work on Inverter



Wide Angle Air Flow



Efficient surround cooling



Delivers fresh filtered cool air



Water Level Indicator



Ice Chamber



Low noise level



Energy Efficient



Commercial Exclusive Series



Toofan 140, 160 XLS 20 DG / LG / BG

Model	Tank Capacity	Product Dimension (cm)	Fan blade size
Toofan 140 XLS 20 DG / LG / BG	140 L	87.6x64.8x152.4	20"
Toofan 140 XLS 22 DG / LG / BG	140 L	87.6x64.8x152.4	22"
Toofan 160 XLS 22 DG / LG / BG	160 L	87.6x64.8x152.4	22"
Toofan 160 XLS 24 DG / LG / BG	160 L	87.6x64.8x152.4	24"

Motor Type	Bearing	Pump	1
Fan blade type	Metal	Auto Swing	Yes
Extra Feature	130 feet long air throw, CU, 4inch big size Wheel		

COLOR OPTION

Dark Grey

Light Grey

Brown Grey

Toofan Ice 160

Model	Tank Capacity	Product Dimension (cm)	Fan blade size
Toofan Ice 160	160 L	31.5x24x58	22"

Motor Type	Bearing	Pump	1
Fan blade type	Metal	Auto Swing	Yes
Extra Feature	130 feet long air throw, CU, MC		

COLOR OPTION

White

Grey



Toofan Ice 140 M DG / LG

Model	Tank Capacity	Product Dimension (cm)	Fan blade size
Toofan Ice 140 M DG / LG	130 L	31.5x21x56	20"
Toofan Ice 140 MC DG / LG	130 L	31.5x21x56	20"

Motor Type	Bearing	Pump	1
Fan blade type	Metal	Auto Swing	No
Extra Feature	100 feet long air throw, Metal Grill, CU		

COLOR OPTION

Dark Grey


Light Grey



  
Large  
Tank capacity:

  
Higher  
Air Delivery

  
Completely  
Collapsible  
Louvers

  
Inverter  
compatible

  
Auto fill

  
Dust Filter nets

  
Longest Air  
Throw

## Commercial Economic Series



### Toofan Ice 130 CU DG / LG

Model	Tank Capacity	Product Dimension (cm)	Fan blade size
Toofan Ice 130 CU DG / LG	130 L	31x22x56	20"

Motor Type	Bearing	Pump	1
Fan blade type	Metal	Auto Swing	No
Extra Feature	100 feet long air throw, CU		

COLOR OPTION



Dark Grey



Light Grey

### Toofan 130 XLS

Model	Tank Capacity	Product Dimension (cm)	Fan blade size
Toofan 130 XLS	130 L	31x22x56	18"

Motor Type	Bearing	Pump	1
Fan blade type	Metal	Auto Swing	Yes

COLOR OPTION



Dark Grey



Light Grey



### Toofan ICE 110S

Model	Tank Capacity	Product Dimension (cm)	Fan blade size
Toofan XXL 110 - DG	110 L	34x25.5x53	18"

Motor Type	Bearing	Pump	1
Fan blade type	Metal	Auto Swing	Yes

COLOR OPTION



Dark Grey



Light Grey

Feel the chill...



Movable



Work on  
Inverter



Wide Angle  
Air Flow



Efficient  
surround cooling



Delivers fresh  
filtered cool air



Water Level  
Indicator



Ice Chamber



Low noise  
level



Energy  
Efficient



Commercial Economic Series



Toofan Ice 80

Model	Tank Capacity	Product Dimension (cm)	Fan blade size
Toofan Ice 80	80 L	25x20x48	14"

Motor Type	Bush	Pump	1
Fan blade type	Plastic	Auto Swing	No
Extra Feature	Compact		

COLOR OPTION    
Dark Grey    Light Grey

Toofan 40 Tower 12"

Model	Tank Capacity	Product Dimension (cm)	Fan blade size
Toofan 40 Tower 12"	40 L	16x15.5x42.5	12"

Motor Type	Bush	Pump	1
Fan blade type	Plastic	Auto Swing	No
Extra Feature	Compact		

COLOR OPTION    
Dark Grey    Light Grey



**7 YEARS WARRANTY ON BODY**

**2 SEASON WARRANTY PUMP & MOTOR**

**2 year warranty on Body for 40ltr, 80ltr, 110ltr**

*T&C apply\**




Large Tank capacity:



Higher Air Delivery



Completely Collapsible Louvers



Inverter compatible



Auto fill



Dust Filter nets



Longest Air Throw

## ABS Home Series



### GTS 115

Model	Tank Capacity	Product Dimension (cm)	Fan blade size
GTS 115	115	26x17x48	18"
Motor Type	Bearing	Pump	1
Fan blade type	Plastic	Auto Swing	Yes
Extra Feature	Ice Chamber, 3 side Honey Comb, Flap Lock, Reverse Motor Mechanism, 80 Mtr Air throw		

COLOR OPTION

 Brown & White
  Blue & White

### GTS 95 / 70

Model	Tank Capacity	Product Dimension (cm)	Fan blade size
GTS 95	90 L	23.5x17x48	18"
GTS 70	70 L	22x17x45	16"
Motor Type	Bearing	Pump	1
Fan blade type	Plastic	Auto Swing	Yes
Extra Feature	Ice Chamber, Single Body, Flap Lock, Honeycomb Reverse Motor Mechanism		

COLOR OPTION

 Black & White
  Rose Gold & White



### Lighter 95 with Light & Remote

Model	Tank Capacity	Product Dimension (cm)	Fan blade size
Lighter 95 with Light & Remote	90 L	26x17x48	18"
Lighter 95	90 L	26x17x48	18"
Motor Type	Bearing	Pump	1
Fan blade type	Plastic	Auto Swing	Yes
Extra Feature	Reverse Motor Mechanism, Led Light, Remote, Sleek Round Body		

COLOR OPTION

 Blue & White
  Grey & White



Movable



Work on Inverter



Wide Angle Air Flow



Efficient surround cooling



Delivers fresh filtered cool air



Water Level Indicator



Ice Chamber



Low noise level



Energy Efficient

Feel the chill...



ABS Home Economic Series



TTS 95

Model	Tank Capacity	Product Dimension (cm)	Fan blade size
TTS 95	90 L	23.5x17x48	16"
Motor Type	Bearing	Pump	1
Fan blade type	Plastic	Auto Swing	Yes
Extra Feature	Ice Chamber, Reverse Motor Mechanism		

COLOR OPTION



Gale B105

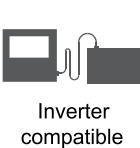
Model	Tank Capacity	Product Dimension (cm)	Fan blade size
Gale B105	100 L	24.5x19x44.5	16"
Motor Type	Bearing	Pump	1
Fan blade type	Plastic	Auto Swing	Yes
Extra Feature	Ice Chamber		

COLOR OPTION



**2 YEARS WARRANTY ON PUMP & MOTOR**  
**1 YEAR WARRANTY ON OTHER PARTS**

T&C apply\*



## Metal Series



### FROST 58C / 52C

Model	Tank Capacity	Product Dimension (cm)	Fan blade size
FROST 58 C	150 L	30x20x58	22"
FROST 52 C	150 L	30x20x52	22"
Motor Type	Bearing	Pump	1
Fan blade type	Metal	Auto Swing	No
Extra Feature	130 ft Air Throw, Copper Motor, 20 Gauge Metal Body, Water Label Indicator, Water Inlet Port		

COLOR OPTION



### FROST 21 & 18 CHROME C

Model	Tank Capacity	Product Dimension (cm)	Fan blade size
FROST 21 CHROME C	140 L	28x18x50	21"
FROST 18 CHROME C	120 L	26x17x50	18"
Motor Type	Bearing	Pump	1
Fan blade type	Metal	Auto Swing	No
Extra Feature	130 ft Air Throw, Copper Motor, 20 Gauge Metal Body, Water Label Indicator, Water Inlet Port		

COLOR OPTION



### FROST 21/18 CHROME SQUARE

Model	Tank Capacity	Product Dimension (cm)	Fan blade size
FROST 21 SQ C	140 L	28x18x50	21"
FROST 18 SQ C	120 L	26x17x50	18"
Motor Type	Bearing	Pump	1
Fan blade type	Metal	Auto Swing	No
Extra Feature	Copper Motor, 20 Gauge Metal Body, Water Label Indicator, Water Inlet Port		

COLOR OPTION





# Metal Series



## FROST 18 C

Model	Tank Capacity	Product Dimension (cm)	Fan blade size
FROST 18 C	120 L	26x17x49	18"
Motor Type	Bearing	Pump	1
Fan blade type	Metal	Auto Swing	No
Extra Feature	Copper Motor, 20 Gauge Metal Body		

COLOR OPTION

Blue & White

Grey & White

## FLAIR + C

Model	Tank Capacity	Product Dimension (cm)	Fan blade size
FLAIR + C	120 L	26x16x48	18"
Motor Type	Bearing	Pump	1
Fan blade type	Metal	Auto Swing	No
Extra Feature	Copper Motor, 20 Gauge Metal Body, Water Label Indicator, Water Inlet Port		

COLOR OPTION

Blue & White

Grey & White



## GLOBE + C

Model	Tank Capacity	Product Dimension (cm)	Fan blade size
GLOBE + C	120 L	26x16x48	18"
Motor Type	Bearing	Pump	1
Fan blade type	Metal	Auto Swing	No
Extra Feature	Copper Motor, 20 Gauge Metal Body, Water Label Indicator, Water Inlet Port		

COLOR OPTION

Blue & White

Grey & White



Large Tank capacity:



Higher Air Delivery



Completely Collapsible Louvers



Inverter compatible



Auto fill



Dust Filter nets



Longest Air Throw

Metal Cooler



FROST 15

Model	Tank Capacity	Product Dimension (cm)	Fan blade size
Gale B105	90 L	24x14x49	15"
Motor Type	Bearing	Pump	1
Fan blade type	Plastic	Auto Swing	No
Extra Feature	Copper Motor, 20 Gauge Metal Body, Water Label Indicator, Water Inlet Port		

COLOR OPTION

Blue & White

Grey & White

Garmi mein karo  
Sardi ka Ehsas

5 YEARS WARRANTY ON COPPER MOTOR

2 SEASON WARRANTY PUMP & 1 OTHER COMPONENT

T&C apply\*

IDEAL FOR

Living Room

Party Hall

Shop

Gym

Restaurant

Closed Outdoor

Large Tank capacity:

Higher Air Delivery

Completely Collapsible Louvers

Inverter compatible

Auto fill

Dust Filter nets

Longest Air Throw

Movable

Work on Inverter

Wide Angle Air Flow

Efficient surround cooling

Delivers fresh filtered cool air

Water Level Indicator

Ice Chamber

Low noise level

Energy Efficient

The actual product color may vary slightly from the image displayed. Terms and conditions apply to the warranty\*

Feel the chill...



## NOTES



### Contact us

Address: Bhuvan Marketing, No-65, Nariangarh Road,  
Barnala, Ambala City, Haryana – 134003

PACEFIC MARKETING CO  
Scf -3 & 4 Rani Talab, Jind, Haryana - 126103

Toll Free: 1800 258 6008  
Email: [info@techconworld.com](mailto:info@techconworld.com)

